

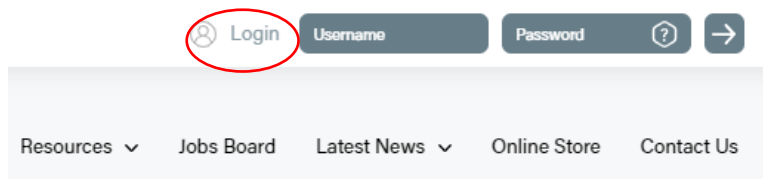
How to reset your Password

Log on to irrigationaustralia.com.au, using your email address as your username.

- If you are unable to login you may need to reset your password first.

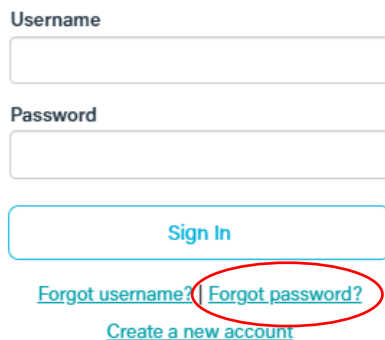
On the top right of your screen, you will see Login followed by Username and Password.

1. Select Login



2. The following screen will open up:
Your Username is your email address. If you have more than one email address, use the one that is registered with Irrigation Australia.


3. Select Forgot Password?

A screenshot of the login form. It has two input fields: 'Username' and 'Password'. Below the fields is a blue 'Sign In' button. Underneath the button are three links: 'Forgot username?', 'Forgot password?' (circled in red), and 'Create a new account'.

4. Re-enter your Username and select Submit.

Password request

Enter the Username for your user account, then click Submit. We will email you a link to a page where you can easily create a new password.

A screenshot of the 'Password request' form. It features a label 'Username' with a red asterisk, followed by an input field and a 'Forgot username?' link. Below the input field are two buttons: 'Submit' and 'Cancel'.

If the username entered is associated with a valid email address, you will receive an email from us with instructions for resetting your password. If you do not receive this email, please check your junk mail folder. Please call the Irrigation Australia Team on 07 3517 4000 or send an email to info@irrigation.org.au. For further assistance.