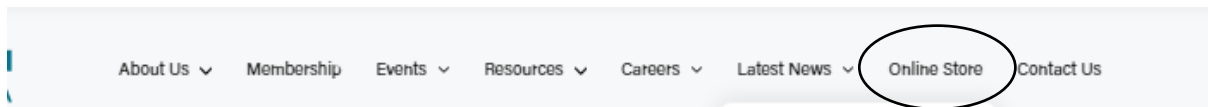
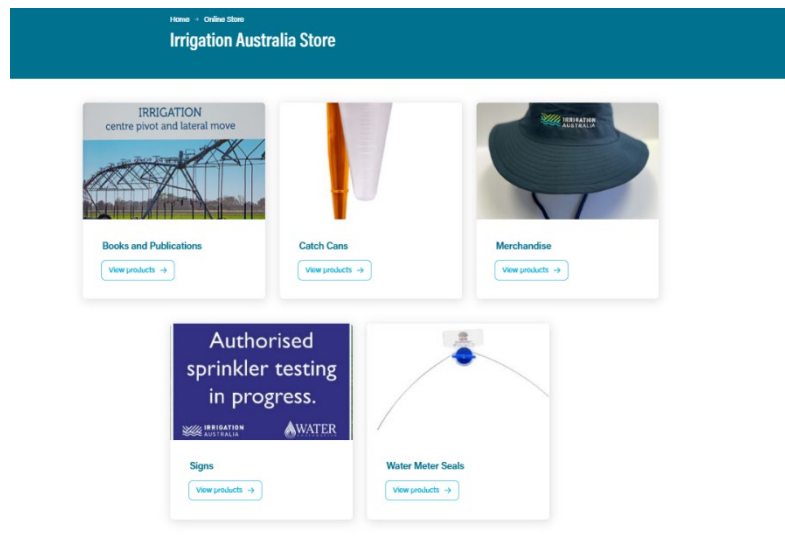


How to navigate the Online Store.

1. To get to the online store you will need to for the grey bar with subheadings, click on **“Online Store”**.



2. The following page will open, selected what it is you are after for it to take you to the many options that fall under that description.



3. Once you have selected what it is you want to look at, another page will open showing everything that falls under the following description.

4. Once you have found the product you wish to buy, enter in the correct quantity and click the add to cart button.

- Capital and operating costs
- Average application rate
- Wheel

Chapter 7: Emitters

- Types of emitters
- Wetting patterns for emitters
- Unifo

Chapter 8: Managing CPLM systems

Your price:

Quantity: [Add to Cart](#)


[Show inventory details](#)

If you need to purchase more than one item, continue by finding those items and adding each of them to your cart.

5. Once you have added an item to your cart, above the item you have added there will be a link to view your cart.

✓ This item has been added to your cart [View Cart](#)

Ag Guide - Centre Pivot and Lateral Move



This publication focuses on key design issues, efficiency of irrigation and management of centre pivot and lateral move systems in broadacre farming.

Content

- Chapter 1: Introduction to centre pivot and lateral move
- Chapter 2: Safety
 - Importance
 - Hazards associated with centre pivot and lateral move systems
- Chapter 3: Environmental impacts of irrigation

- When you are ready to check out, Click the “View cart” to take you to payment.
- Once you have pressed “View Cart” the following page will appear. Down the Left you will see your “Shipping details.” Please ensure these are correct before proceeding.

Down the right-hand side you will see “Cart Charges” this is where you have the option to “Pay now” or “Pay later.”

The screenshot displays a shopping cart interface. At the top right is a 'Continue Shopping' button. The main heading is 'Shopping cart'. Below it, the 'Items' section contains a table with one item: 'Atx Guide - Centre Pivot and Lateral Move' with a quantity of 1, price of 15.00, and total of 15.00. There are 'Remove' and 'Update' buttons for this item. The 'Transaction options' section includes a 'Selected batch' dropdown set to '(Default)' and an 'Override transaction date' checkbox. The 'Shipping details' section shows the ship-to address: 'Mr John Doe, Unit 11, 58 Metroplex Avenue, MURARRIE QLD 4172, AUSTRALIA', with a 'Choose another address' link. The shipping method is 'Australia Post'. The 'Cart charges' section lists 'Item total' (15.00), 'Shipping' (11.60), and 'Handling' (0.00), with a 'TRANSACTION GRAND TOTAL' of 26.60. There is a 'Promotional code' field with an 'Apply' button and an 'Available credit' section showing 0.00. The 'Payment details' section has radio buttons for 'Pay Now' (selected) and 'Pay Later', a 'Bill to' dropdown set to 'Mr John Doe', and a 'Payment amount' field showing 26.60. A 'Payment method' label is visible at the bottom.

- Once you have entered your payment details or chosen to pay later down the bottom of the page there is a “Submit order” button. Click this button and your purchases will be complete.

Please Note: your order will not be dispatched until full payment has been received.