

How to Access the Moodle Library

Access to Moodle is through the Irrigation Australia Website.

1. Log on to irrigationaustralia.com.au, using your email address as your username.

Upon registration to your course, you would have created an Irrigation Australia Account. Please log on using these details.

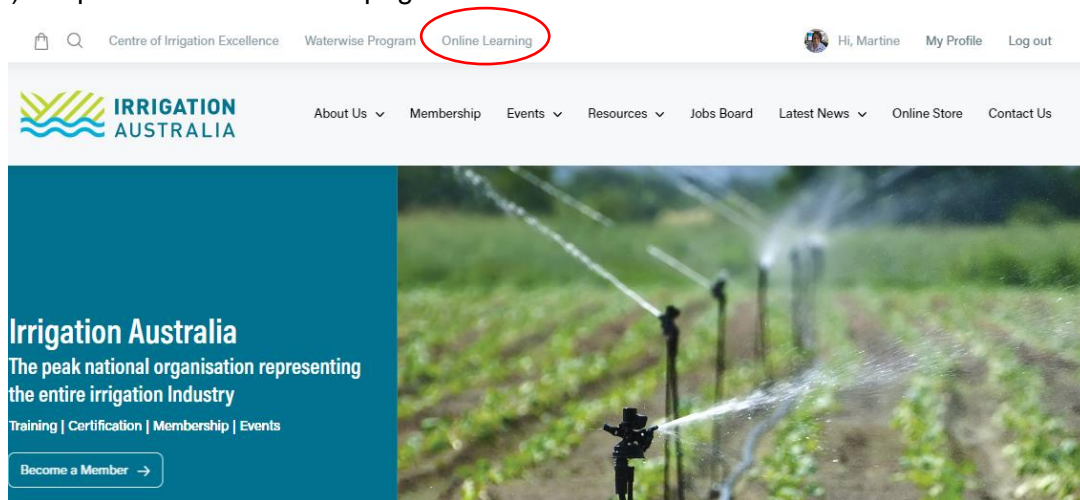
If you were registered by somebody else, your login details will be as follows:

Username: The email address used to register you for the course
(i.e. the email the online enrolment form link was sent to)
If you are unsure of the email address used, please contact us.

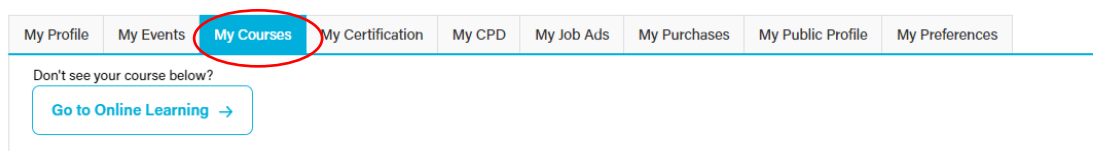
Password: To set your password you will need complete the forgotten password steps

2. The Moodle Link is known as Online Learning and can be accessed via the following three locations on the website.

- a) Top of the website homepage



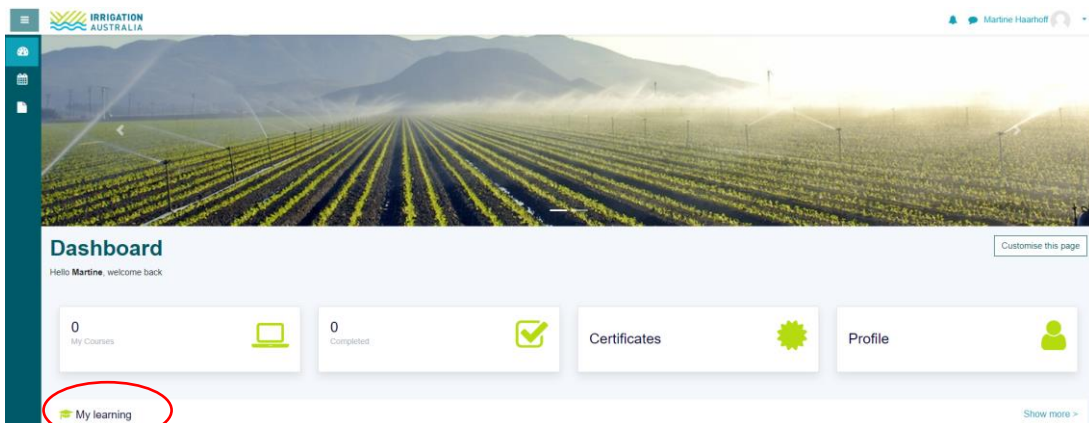
- b) Through My Profile > My Courses, when you are logged in.



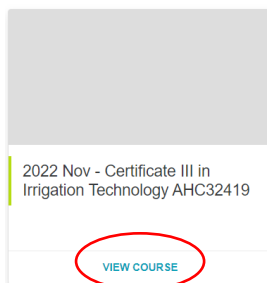
c) Bottom of the website homepage



- Moodle will open up in a new tab.
Click on My Learning to view your course.



- Click on View Course to access your course materials.



For further assistance, please call the Irrigation Australia Team on 07 3517 4000 or send an email to training@irrigation.org.au.